

Amore MORE



Theres even more to love with Elegance.



Our luxurious top-tier Elegance Range offers a comprehensive list of exceptional inclusions such as high ceilings with square set corning, flooring throughout, Electrolux kitchen appliances including a 900mm freestanding oven, and even a Colorbond® steel roof.

If you're looking to build your dream home without compromise, then we know you'll love the quality and craftsmanship that Elegance offers.

Whether you're going to knock down and rebuild or build on a new block, we're here every step of the way and our qualified interior design team will assist you in selecting premium finishes to make your home truly yours.

Say **Amore More** and create the home you've always wanted with Fairhaven!



What's included?

External Inclusions:

- Aluminium awning windows to facade
- Choice of Architectural facades
- 6 star energy rating to any orientation
- A roof made from COLORBOND® steel
- Brickwork above external doors and windows
- Remote controlled garage door
- Solar hot water service with continuous gas booster

Living Inclusions:

- Square set cornice throughout exc. bedrooms, robes, linen and garage
- Flyscreens to all openable windows
- Window locks
- Programmable heating
- Choice of skirting and architraves
- Floor tiles throughout all main areas. Carpet to remaining areas
- Feature deco range 2040mm high interior doors throughout
- Choice of metal level door furniture
- Mirror sliding doors to built-in-robres with shelf and hanging rail
- Taubmans Pure Performance matte finish 3-coat paint system

Laundry Inclusions:

- 20mm reconstituted stone benchtop
- 900mm wide cabinetry with inset trough
- Choice of designer chrome mixer
- Soft-closing cabinetry

Kitchen Inclusions:

- 40mm reconstituted stone to benchtop
- Soft-closing drawers and cabinetry
- Stainless-steel Electrolux dishwasher with electronic controls
- Stainless-steel Electrolux 900mm freestanding oven
- Stainless-steel Electrolux 900mm canopy rangehood
- Choice of designer chrome mixer

Bathroom Inclusions:

- 20mm reconstituted stone benchtop
- Freestanding bath to ensuite
- Choice of designer bath
- Contemporary styled toilet pans with soft close seat
- Choice of designer china basins to vanities
- Double vanity basins to ensuite
- Soft-closing cabinetry
- 2000mm high semi frameless shower screens
- Full height wall tiling, including water closets
- Tiled shower bases
- Choice of designer mixer taps
- Architecturally inspired vanities, including powder room





PROUD TO BE BUILDING QUALITY HOMES FOR OVER 14 YEARS

At Fairhaven Homes, we offer innovative and practical designs to suit our customer's needs and requirements. As industry leaders, our aim isn't just to build aesthetically pleasing properties; we strive to build homes clients will love for years to come.

Friendly, personal and professional service is at the heart of our company and we're committed to ensuring your experience as a new home buyer is an exciting, rewarding and hassle-free process.

When it comes to homes, our philosophy is simple: premium quality and luxury shouldn't come with a high price tag. We focus on providing the highest standards of design and construction at a price that will fit within your budget.

**There's no need to compromise
on luxury and quality.**

External

First Impressions Count



Finishes:

- Colorbond® Roofing in a selection of colours
- Colorbond® Fascia, Gutters & Downpipes
- Brickwork in a selection of colours (Category 1-2)
- Sectional Overhead Door to garage

Environment:

- 6 Star Energy Rating to any orientation

Structure:

- Up to Class H1 slab with up to 2 meter bored piers

Windows + Doors:

- Feature Entrance Door
- Windows & Sliding Doors in a choice of colours with keyed locks
- Flyscreens to openable windows
- Tri-Lock to entry door
- Remote control to garage door



COLORBOND® ROOF, FASCIA,
GUTTERS + DOWNPIPES



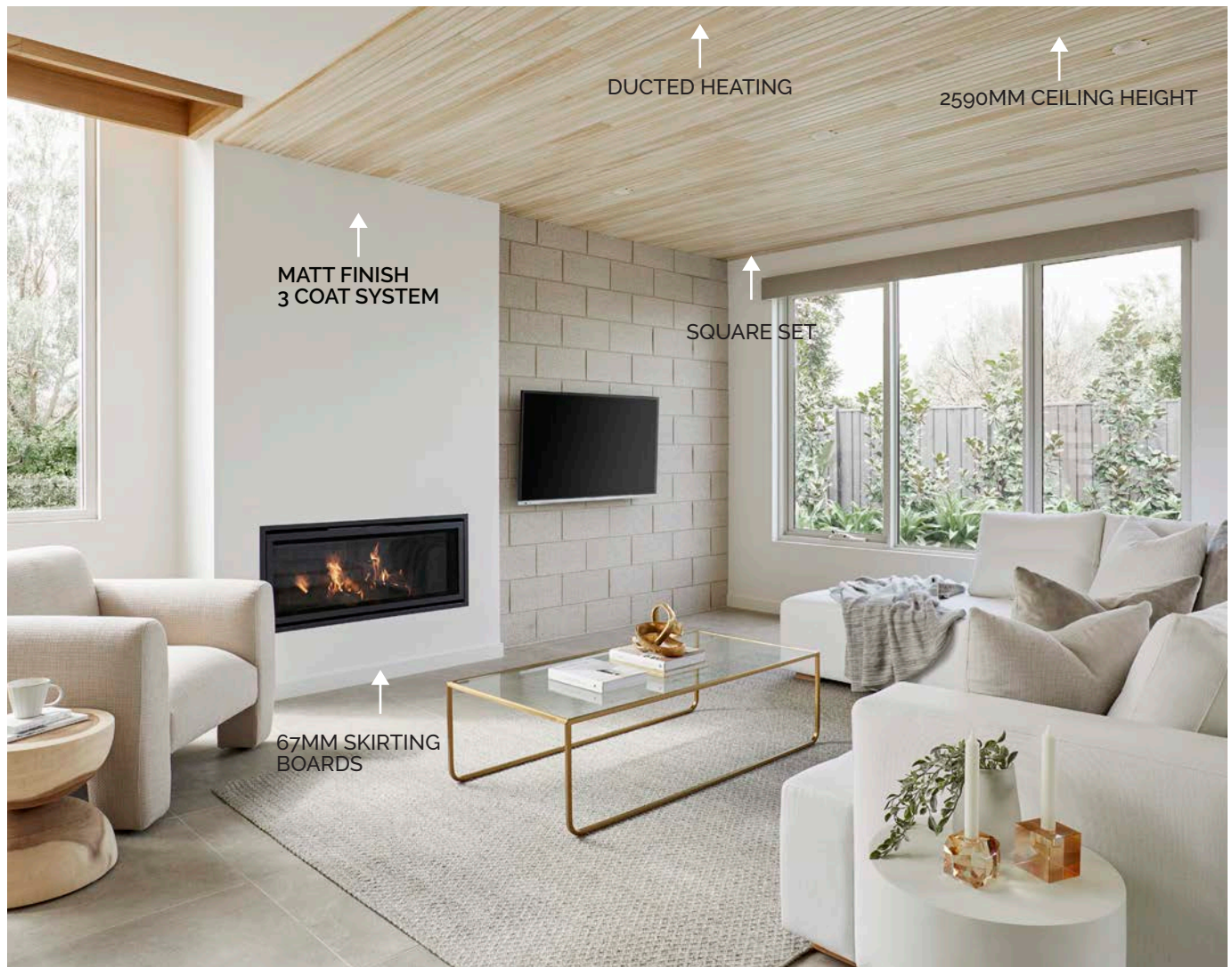
FAIRHAVEN
STRUCTURAL
GUARANTEE



6 STAR ENERGY RATING TO
ANY ORIENTATION

Living

Retreat In Style



Finishes:

- Taubmans Pure Performance matt finish 3 coat system (category 1-2)
- 2590mm Ceiling Height to ground floor on all homes
- Square Set plaster ceilings excl. bedrooms, robes, linen and garage
- 67mm skirting boards

Doors:


- Profiled 2040mm interior doors (up to category 3)
- Designer lever door furniture choice of profile

Heating + Hot Water System:

- Brivis Ducted Heating
- Solar panel hot water system with gas booster



CHOICE OF LEVER
DOOR FURNITURE



TAUBMANS WASHABLE MATT
FINISH ACRYLIC 3 COAT SYSTEM
TO INTERIOR WALLS

Kitchen

State of the art



Appliances:

- Electrolux 900mm canopy rangehood
- Electrolux 900mm freestanding oven
- Electrolux dishwasher

Storage:

- Walk-In-Pantry
- Overhead kitchen cabinets
- Microwave provision below benchtop with single pot drawer below

Fitting + Finishes:

- Soft close to all cabinetry doors and drawers
- Designer range handles
- Reconstituted stone benchtop with 40mm edge to kitchen (category 1)

Sink & Tapware:

- Alder mixer tapware (category 1-2)
- Seima stainless steel 1 3/4 Kitchen Sink



STAINLESS STEEL
ELECTROLUX 600MM
DISHWASHER



STAINLESS STEEL
ELECTROLUX 900MM
CANOPY RANGEHOOD



STAINLESS STEEL
ELECTROLUX 900MM
FREESTANDING OVEN



SEIMA STAINLESS
STEEL KITCHEN SINK



ALDER MIXER TAPWARE

Ensuites

Opulent



Tapware + Vanity:

- Alder bathroom accessories
- Alder bathroom fittings

Shower + Bath:

- Semi-frameless shower screens
- Freestanding bath to ensuite

Toilet:

- Seima vitreous china toilet suite

Fittings + Finishes:

- Reconstituted stone benchtop with 20mm edge to bathroom, ensuite and powder room (where applicable) (Category 1)
- Architecturally inspired vanities to bathroom, ensuite and powder room (design specific)
- 4mm polished edge mirror up to ceiling
- Floor to ceiling wall tiles for bathroom, ensuite and toilets
- Exhaust fan above showers
- Tiled shower based



DECINA PREZZO
1700MM
FREESTANDING BATH



SEIMA TOILET SUITE



SEIMA VITREOUS
CHINA VANITY




ALDER BATH FITTINGS



ALDER SHOWER
FITTINGS

Master Bedroom

Lavish



WALK-IN-ROBE

MATT FINISH 3 COAT SYSTEM

Finish:

- Taubmans Pure Performance matt finish 3 coat system (category 1-2)

Fittings:

- Walk-In-Robes to master bedroom
- Walk-In-Robes/Built-in-robos to all remaining bedrooms (design specific)



Laundry

Love



Fittings & Finishes:

- Reconstituted stone benchtop with 20mm edge to laundry (category 1)
- Overhead cabinetry (design specific)

- Built-In linen cupboard
- Stainless steel trough & Tapware



Flooring

Luxe Throughout



Choose from a selection of Floor Tiles (Category 1)

OR




Laminate Timber Flooring (Category 1) for Entry, Entry Hallway, Kitchen, Pantry, Meals & Family

Flooring

Luxe Throughout



Carpet in a selection of colours to remaining areas of the home (Category 1)



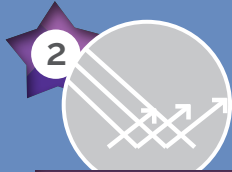
The Fairhaven Homes

5 Star Guarantee

Build your new home with the peace-of-mind that every Fairhaven construction meets industry regulations, is independently certified and comes with a 6 month service warranty.



Customer Focused



Quality Products



25 Year Structural Guarantee




Independent Building Inspector



6 Month Service Warranty





TAKE A LOOK AT OUR STUNNING myHAVEN SELECTION STUDIO

In the Fairhaven Homes myHAVEN Selection Studio you'll find a wide range of the latest 'standard' and 'upgrade' finishes and fixtures available.

It's a one-stop showroom for you to see, touch and ultimately select your appliances, vanities, tapware, flooring, doors, tiles, benchtops and surfaces.

After confirming your floorplan and an initial deposit, we'll organise your Interior Design appointment where you'll meet with a fully qualified Fairhaven Homes Interior Designer who'll guide you through the entire selection process.

Make your home truly yours with myHAVEN!

myHAVEN
SELECTION STUDIO

Standard Inclusions

PRELIMINARY

- Soil Test
- Site and feature survey
- Working drawings
- Contract documentation
- Engineering design for concrete slab
- Choice of internal and external colours

SERVICE CONNECTIONS

- Electricity run in up to 12m from service point to metre box
- Water up to 8m front set back
- Gas up to 5m setback
- Sewer up to 10m from dwelling to point of discharge
- Storm water up to 10m from dwelling to point of discharge

BASE

- Earthworks including levelling of building platform over home area for new allotments up to 650m² and 300mm of fall (based on a balanced cut and fill). Excludes rock removal.
 - Engineered concrete slab to suit up to a standard Class H1 design with up to 2m deep bored piers
 - Termite protection to all slab penetrations (Part A)
 - Termite system to the exterior of the home (Part B)
- *Note: Site costs are individually assessed for each site after property information, soil test and feature survey are conducted

FACADE

- Choose from our standard range of stylish architecturally designed façades

GARAGE

- Garage with concrete floor
- Plaster lined ceiling
- Plaster lined walls (excluding front internal wall)
- Brickwork above front and rear garage door openings
- Sectional overhead garage door to front with remote control
- Tempered hardboard door to Garage exterior
- Garage internal access door
- Terrace lockset to Garage hinged doors

EXTERIOR

- Outdoor area under roofline includes engineered concrete slab to suit up to a standard Class H1 design with up to 2m deep bored piers. (Design specific - refer to plans)

- Choice of bricks from Builder's Category 1-2 range
- Colorbond® roof (category1)
- Colorbond® Gutter, Fascias & Downpipes
- Aluminium awning windows to front facade with aluminium sliding windows to remainder (window configuration will vary with design)
- Choice of feature front Entry door with painted finish
- Aluminium sliding door to Meals/Family area
- Keyed locks to all windows and sliding doors
- Flyscreens with fibreglass mesh to all openable windows
- Aluminium sliding door to Laundry
- Tri-Lock to Entry door

ELECTRICAL

As per electrical drawing including:

- RCD safety switch
- Double power points throughout
- Hard wired smoke detectors with battery backup
- Batten light fittings
- Sealed exhaust fan to Bathroom, Ensuite and Powder Room where applicable
- Laundry external wall light single LED para flood

EXTERNAL GARDEN TAPS

- Garden tap to rear on external wall near Laundry
- Garden tap to front at water meter point

INSULATION / 6 STAR ENERGY RATING

- Full 6 star energy rating to all orientations *Based on standard house design
- Min R2.0 Fibreglass insulation batts to external walls of house and Garage/house internal wall
- Min R3.5 Fibreglass insulation batts to ceiling of house areas

HOT WATER SERVICE

- Solar panel hot water system connected via 26 litre per minute continuous flow gas booster

HEATING

- Gas ducted heating (number of outlets varies with design) Includes 1No. Networker Controller

INTERIOR

- 2590mm ceiling height to the Ground Floor on double storey and single storey homes, 2440mm ceiling height to First Floor on all double storey homes
- Feature DECO range 2040mm high doors throughout
- Choice of lever door furniture to all internal passage doors

- Built-In robes with framed mirrored sliding doors to Bedrooms with shelf and hanging rail
- Bedroom 1 Walk-In Robe with shelf and hanging rail
- Choice of profiles for 67mm x 12 MDF skirting boards and architraves
- Feature plaster niches (design specific)
- White door stops to passage doors
- Square set plaster throughout (excluding Bedrooms, Robes, Linen and Garage)
- 75mm cove cornice to Bedrooms, Robes, Linen and Garage

WALL TILING

- Floor to ceiling wall tiles to all Bathrooms, Ensuites and Toilets
- Choice of Builder's Category 1 range tiles to Kitchen, Bathroom, Ensuite and Laundry. (Tiles to Kitchen splashback can be home specific so please check your design to see if this is applicable)

FLOORING

- Choice of Builder's Category 1 range tiles to Bathroom, Ensuite, W.C. Laundry and Powder Room (where applicable)
- Tiled skirting to Laundry and Powder Room (where applicable)

KITCHEN

- Electrolux 900mm freestanding oven
- Electrolux canopy rangehood
- Electrolux dishwasher
- 1 & 3/4 bowl stainless steel sink
- Choice of chrome mixer to Kitchen sink
- Huge choice of standard melamine colours for Kitchen cabinet doors
- Soft close mechanism to doors and drawers
- Great range of standard designer handles from Builder's Category 1 range to Kitchen cabinets
- Built-in microwave provision with a double power point and pot drawer positioned below (design specific)
- 40mm edge reconstituted stone benchtops to Kitchen
- Choice of Category 1 reconstituted stone colours for benchtops
- Overhead cupboards above benches and refrigerator space (size and extent vary depending on house design)
- Walk-In Pantry with melamine shelving (please check house plan for extent of shelving)

BATHROOM / ENSUITE / WC / POWDER ROOM

- Architecturally inspired vanities to Bathroom, Ensuite and Powder Room (design specific)
- 20mm Reconstituted Stone benchtop to Bathroom, Ensuite and Powder Room (design specific)
- Large choice of standard melamine colours for vanity cabinet doors
- Soft close mechanism to doors and drawers
- Choice of designer china basins to vanities
- Freestanding bath to Bedroom 1 Ensuite
- 4mm polished edge mirrors up to ceiling above vanities (where applicable)
- Inset bath to Bathroom
- Tiled shower bases
- China toilet pan and cistern with soft closing seat mechanism
- Semi frameless shower screens (2000mm high Crystaltec style Master Ensuite and Euro style remaining)
- Choice of designer mixers to basins, bath and showers
- Towel rail and toilet roll holder to Bathroom and Ensuite
- Metal tile trim

LAUNDRY

- Built-in cupboard with 4x melamine shelves (design specific, cupboard may be in hallway)
- 20mm reconstituted stone bench top and melamine base cabinetry (width varies with design)
- Choice of designer handles from Builder's Category 1 range
- Washing machine stop tap set located in cabinet
- Chrome mixer to laundry trough
- 45ltr inset trough

PAINTING

- Washable matt finish acrylic to interior walls (3 coat system)
- Gloss enamel to skirting, architraves and doors
- Exterior acrylic to all external painted surfaces

Fairhaven Homes reserves the right to change suppliers and products and replace with equivalent products.

Don't leave friends, family, school and the community that you love.

At Fairhaven Homes, our dedicated Knock Down & Rebuild team is here to help you create your dream home, designed to suit your family for years to come, right where you are.

Love your current neighbourhood but starting to feel that your existing home no longer meets your needs?

A Knock Down & Rebuild allows you to stay in your current neighbourhood and enjoy an architecturally inspired new home, designed specifically to reflect your style, taste and lifestyle. If you're dreaming of a new home but don't want to move, Fairhaven Homes Knock Down & Rebuild service is perfect for you!

Whether you've built before or this is your first construction project, our team are here to guide you through the entire process. Starting with an initial consultation where we'll discuss your vision and budget, assess your land and consider council and planning requirements, a Knock Down & Rebuild team will be with you every step of the way - from choosing your new home to design, to demolition, and lodging building permits to selecting floor plans, facades and colours.

**KNOCK
DOWN
REBUILD**





KNOCK **DOWN** REBUILD



Create your dream home without changing your address

Fairhaven



Design your new Haven
Speak to New Home Consultant today



Visit our award-winning display homes at our selected centres >>>

WE'RE NOT THE ONLY ONES WHO THINK OUR DESIGN & BUILD QUALITY IS SECOND TO NONE!

Winner 2022

Display Home \$200,001 to \$300,000
Ballina - Waterford Rise | Bridgewater Range

Winner 2022

Display Home \$300,001 to \$400,000
Shoal - Waterford Rise | Bridgewater Range

Winner 2022

Display Kitchen up to \$500,000
Shoal - Waterford Rise | Bridgewater Range

Winner 2021

Display Home up to \$250,000
Merimbula - Kaduna Park | Bridgewater Range

Winner 2021

Display Home \$250,001 to \$300,000
Ballina - Merrifield | Bridgewater Range

Winner 2021

Display Home \$250,001 to \$300,000
Clovelly - Armstrong | Bridgewater Range

Winner 2021

Best Bathroom \$500,001
Shoreham - Minta | Elegance Range

Winner 2020

Display Home \$500,001 to \$600,000
Lonsdale - Canopy | Elegance Range

Winner 2019

Display Home up to \$250,001 to 300,000
Byron - Albright | Bridgewater Range

Winner 2018

Display Home up to \$250,000
Clovelly - Waterford Rise | Bridgewater Range

Winner 2018

Display Home \$400,001 to \$500,000
Hastings - Waterford Rise | Elegance Range

Winner 2018

Display Home \$250,001 to \$300,000
Riverview - Arcadia | Bridgewater Range

Winner 2018

Display Home \$500,001 to \$600,000
Lonsdale - Aurora | Elegance Range



Find a display centre near you.

SOUTH EAST DISPLAYS

Canopy Estate
26 Snead Boulevard, Cranbourne, 3977
Riverview 266 (Sierra) | Mayfield 334 (Nixon)
Lonsdale 409 (Canopy)

Kaduna Park Estate
24 Clements Street, Officer South 3809
Riverview 219 (Sierra) | Tahlee 285 (Ravine)

Meridian Estate
6 Kunlun Crescent, Clyde North, 3978
Merimbula 239 (Range) | Tathra 363 (Greyson)

Minta Estate
220 Soldiers Road, Berwick, 3806
Byron 244 (Haven) | Tathra 350 (Holbrook)
Shoreham 425 (McKinley)

Orana Estate
18 Baroda Ave, Clyde North, 3978
Brooklyn 278 (Providence) | Ballina 250 (Canyon)
Newport 361 (Latrobe) | Villa 211 (Valley)
Cosmo 166 (Cove)

Waterford Rise Estate
12 Longview Road, Warragul, 3820
Ballina 250 (Pier) | Shoal 265 (Providence)

NORTH DISPLAYS

Merrifield Estate
11 Carrington Drive, Mickleham, 3064
Ballina 250 (Ravine) | Tathra 350 (Quay)

WEST DISPLAYS

Aspire Estate
101 Beattys Road, Fraser Rise, 3336
Tahlee 285 (Haven) | Tathra 350 (Holbrook)

Harpley Estate
10 Irvine Rise, Werribee 3030
Riverview 266 (Providence)
I Newport 413 (Pinnacle)

GEELONG DISPLAY

Armstrong Estate
227 Sovereign Drive, Mt Duneed 3217
Clovelly 225 (Resort) | Brooklyn 278 (Sierra)

Coridale Estate
22 Coridale Boulevard, Lara 3212
Merimbula 239 (Pier) | Shoal 265 (Haven)



Scan the QR Code
to view display map

 Award Winning Home Design



Fairhaven

